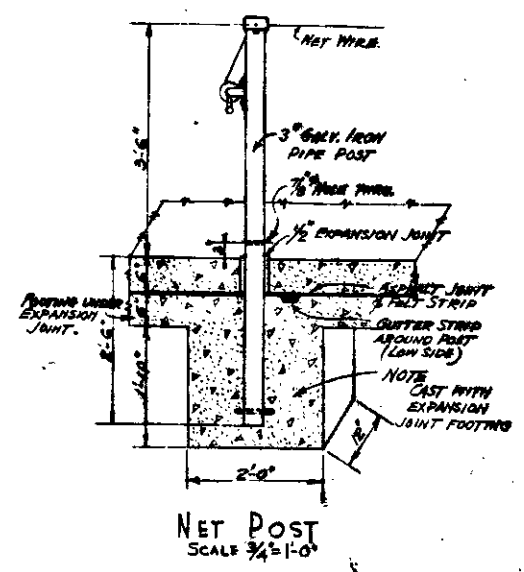
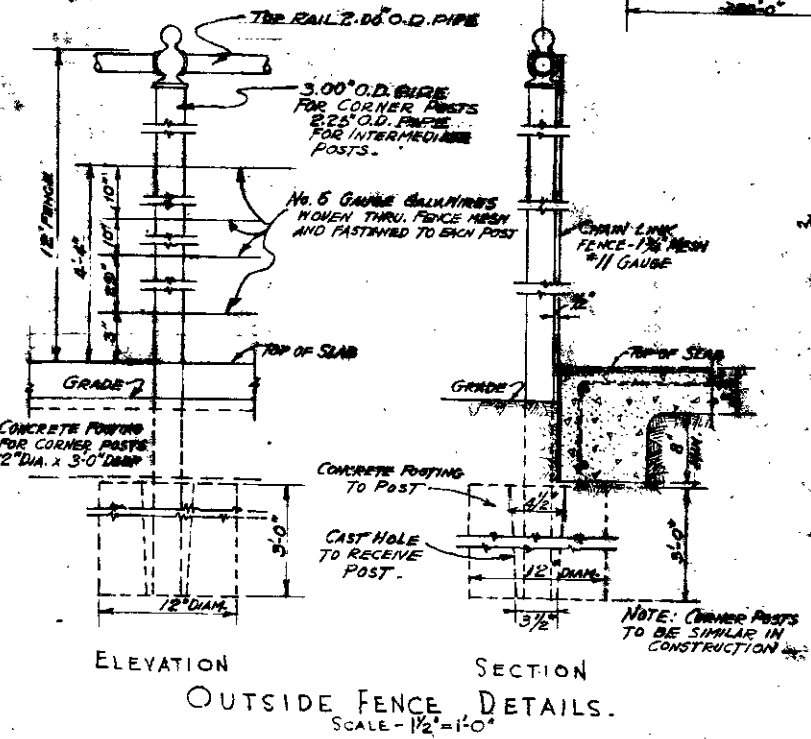
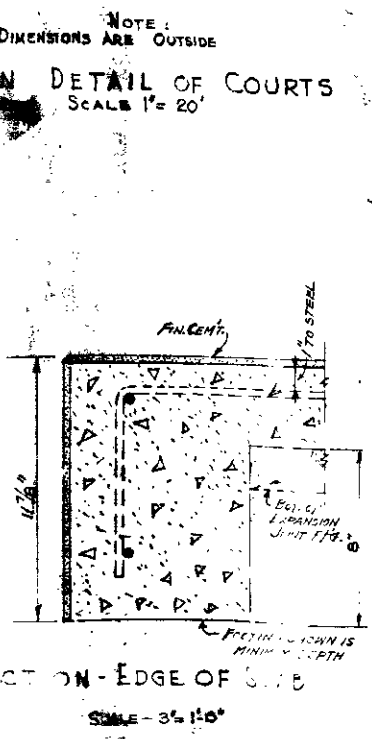


NOTE: ALL DIMENSIONS ARE OUTSIDE  
 PLAN DETAIL OF COURTS  
 SCALE 1" = 20'

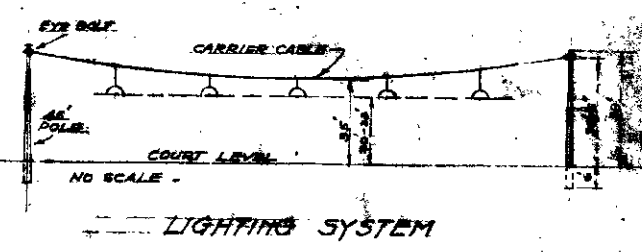
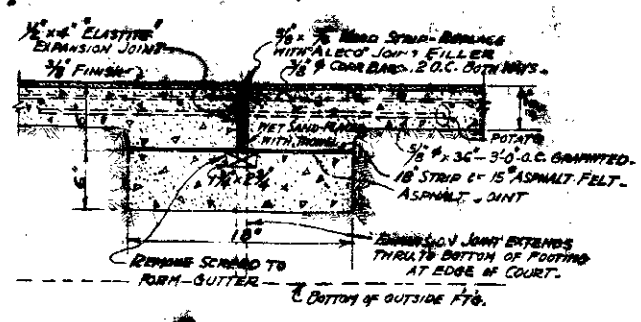


PROJECT CONSISTS OF THE FOLLOWING:  
 4 SINGLE COURTS 60'x120' WITH 14' FENCE  
 1 DOUBLE COURT 120'x120' WITH 480' FENCE  
 1 FOUR UNIT COURT 120'x260' WITH 890' FENCE  
 1 EXHIBITION COURT 64'x128' WITH 584' FENCE

NOTE: EACH COURT TO HAVE LIGHTING SYSTEM EXCEPT THE EXHIBITION COURT WHICH SHALL HAVE TWO LIGHT SYSTEMS.



CONCRETE SLAB 1 1/2":3 1/2" MIX.  
 MORTAR FINISH 1":2 1/2" MIX.



DETAILS FOR  
 TENNIS COURTS  
 IN  
 PERRIS HILL PARK  
 SAN BERNARDINO  
 CALIFORNIA  
 FEB-1934  
 CHAS. W. KELSO